







SPR520 Speed Increaser

SPR

Technical Data

	ER32 — 20mm
	Max. 15,000rpm—20% Running / 12,000rpm Cont. Speed ratio 5 : 1
	Max. @ 10,000rpm 8kW
	Max. @ 10,000rpm 7.6Nm
	(Without tools) 16kg
	Input = Output

