







## FAH160 Fixed Angle Head

FAH

### Technical Data

	ER16 —10mm or ER25—16mm	
	Max. 3,500rpm Speed ratio 1 : 1	
	Max. @ 3,500rpm	2.9kW
	Max. @ 100rpm	15Nm
	(Without tools)	6.6kg
	Input Opposite to Output	

